

A movement ecology paradigm for unifying organismal movement research

Ran Nathan^{a,1}, Wayne M. Getz^b, Eloy Revilla^c, Marcel Holyoak^d, Ronen Kadmon^a, David Saltz^e, and Peter E. Smouse^f

^aMovement Ecology Laboratory, Department of Evolution, Systematics and Ecology, Alexander Silberman Institute of Life Sciences, The Hebrew University of Jerusalem, Jerusalem 91904, Israel; ^bDepartment of Environmental Science, Policy and Management, University of California, Berkeley, CA 94720; ^cDepartment of Conservation Biology, Estación Biológica de Doñana, Spanish Council for Scientific Research CSIC, E-41013 Seville, Spain; ^dDepartment of Environmental Science and Policy, University of California, Davis, CA 95616; ^eMitrani Department of Desert Ecology, Jacob Blaustein Institutes for Desert Research, Ben Gurion University of the Negev, Sede Boqer Campus, 84990 Israel; and ^fDepartment of Ecology, Evolution and Natural Resources, Rutgers University, New Brunswick, NJ 08901

Edited by James H. Brown, University of New Mexico, Albuquerque, NM, and approved June 25, 2008 (received for review March 13, 2008)

Movement of individual organisms is fundamental to life, quilting our planet in a rich tapestry of phenomena with diverse implications for ecosystems and humans. Movement research is both plentiful and insightful, and recent methodological advances facilitate obtaining a detailed view of individual movement. Yet, we lack a general unifying paradigm, derived from first principles, which can place movement studies within a common context and advance the development of a mature scientific discipline. This introductory article to the Movement Ecology Special Feature proposes a paradigm that integrates conceptual, theoretical, methodological, and empirical frameworks for studying movement of all organisms, from microbes to trees to elephants. We introduce a conceptual framework depicting the interplay among four basic mechanistic components of organismal movement: the internal state (why move?), motion (how to move?), and navigation (when and where to move?) capacities of the individual and the external factors affecting movement. We demonstrate how the proposed framework aids the study of various taxa and movement types; promotes the formulation of hypotheses about movement; and complements existing biomechanical, cognitive, random, and optimality paradigms of movement. The proposed framework integrates eclectic research on movement into a structured paradigm and aims at providing a basis for hypothesis generation and a vehicle facilitating the understanding of the causes, mechanisms, and spatiotemporal patterns of movement and their role in various ecological and evolutionary processes.

“Now we must consider in general the common reason for moving with any movement whatever.” (Aristotle, *De Motu Animalium*, 4th century B.C.)

motion capacity | navigation capacity | migration | dispersal | foraging

Movement of an organism, defined as a change in the spatial location of the whole individual in time, is a fundamental characteristic of life, driven by processes that act across multiple spatial and temporal scales. It plays a major role in determining the fate of individuals; the structure and dynamics of populations, communities, and ecosystems; and the evolution and diversity of life (1–14). Anthropogenic habitat fragmentation, changes in land-use pattern and climate, and introduction of exotic species further highlight causal links in both directions between organismal movement and environmental change. A more cohesive understanding of the causes, patterns, mechanisms, and consequences of organismal movement is central to managing and restoring degraded landscapes and to controlling the spread of pests, invasive alien species, allergens, toxins, and infectious diseases.

Movement mechanisms are diverse among life forms: microorganisms, plants, and animals move in a variety of ways, either actively or passively, locally or in transit to new areas. Movement research is extensive (15) but adheres to an idiosyncratic classification of different modes that conflate pattern and process and cause and effect. The same

movement may be classified as foraging, within-patch movement, or station-keeping, depending on whether it is defined in terms of a goal, the landscape, or temporal dynamics. “Migration” has been applied to nearly all possible movement types, including the spread of plants, vertical movement of zooplankton, and seasonal excursions of birds and butterflies. Terms such as dispersal, wandering, ranging, and nomadism have been used to describe apparently distinct movement modes (5). This idiosyncratic classification is exacerbated by separation of movement studies for different taxonomic groups, geographical regions, and research approaches into nonoverlapping literatures. More worrisome is that we still lack a general framework for studying why, how, where, and when organisms move.

This Special Feature proposes a unifying paradigm termed movement ecology for studying movements of organisms of all kinds. We introduce a conceptual framework of organismal movement derived from first principles, which links theoretical and empirical movement studies. By virtue of its general mechanistic basis and focus on movement itself, the proposed paradigm is intended to stimulate the development of new methods and to pro-

mote understanding of the causes, consequences, underlying mechanisms, and emergent spatiotemporal patterns of all movement phenomena.

Here, we first highlight recent quantitative and analytical advances and identify key challenges for movement research. We then present our framework and illustrate how it can be used to formulate hypotheses about movement. We also contrast the proposed scheme with earlier efforts to unify organismal movements and with existing research paradigms in related scientific disciplines.

Recent Advances and Key Challenges in Quantifying and Analyzing Movement

Recent advances in movement research mark a shift from the Eulerian approach, which quantifies population redistribution (7), to the Lagrangian ap-

Author contributions: R.N. designed research; R.N., W.M.G., E.R., M.H., R.K., D.S., and P.E.S. performed research; R.N., W.M.G., E.R., M.H., R.K., D.S., and P.E.S. contributed new reagents/analytic tools; R.N. analyzed data; and R.N., W.M.G., and E.R. and M.H. wrote the paper.

The authors declare no conflict of interest.

¹To whom correspondence should be addressed. E-mail: rnathan@cc.huji.ac.il.

This article contains supporting information online at www.pnas.org/cgi/content/full/0800375105/DCSupplemental.

© 2008 by The National Academy of Sciences of the USA

proach, which quantifies movement of individuals (7) and has long been applied to study the movement of self-propelled microorganisms (2, 16). The Eulerian approach, however, remains the major and often the only practical way to study the externally vectored transport of microorganisms, airborne insects, and seeds. Progress in applying the Lagrangian approach to larger organisms relies on quantifying movement paths with sufficiently high spatiotemporal resolution and over sufficiently large spatiotemporal scales. Inherent tradeoffs between size and performance (spatial accuracy, temporal recording frequency, and battery life) of telemetry tags impose limits on the body size of wild-ranging organisms that can be tracked for extensive time periods. Recent technological advances encompassing numerous techniques, such as miniaturized radio transmitters, global positioning systems, cellular and satellite networks, acoustic transmitters, and light-level geolocators are reducing these limits (17–19). This growing capacity to collect high-resolution spatiotemporal movement data requires revolutionary improvements in data management, processing, and analytical techniques, at least as challenging as the bioinformatics revolution of genomics and proteomics (20). Rapidly increasing computational power is driving a parallel ecoinformatics revolution to the point where computations not possible a decade ago can now be undertaken on networked desktop computers. Internet networking allows easy access to large ecological and geographic databases, including movement databases (e.g., www.movebank.org). The enhanced computational capacity has also fueled the development of new analytical tools, including Lagrangian simulations of wind-dispersed seeds (21), and state-space models of individual animal movement (22) that represent a quantum leap beyond those used a decade ago (7).

These technological advances improve our ability to address four fundamental questions about organismal movement: (i) why move? (ii) how to move? (iii) when and where to move? and (iv) what are the ecological and evolutionary consequences of movement? A central challenge in addressing these questions is to elucidate the proximate and ultimate (evolutionary) causes responsible for the observed movement paths. Before introducing a conceptual framework constructed to address these questions, we highlight four major data analysis challenges.

First, because of its inherent dependency on the sampling protocol and frequency, parsing the movement path into

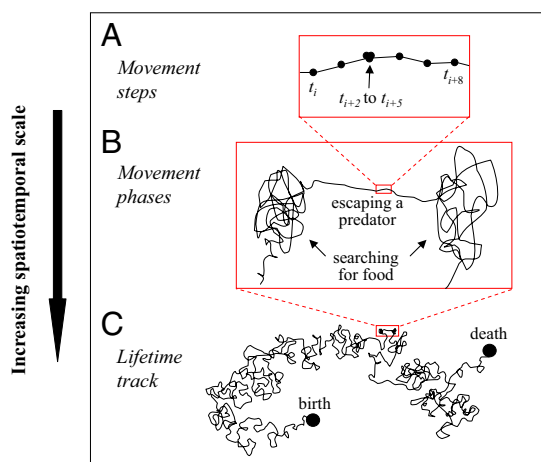


Fig. 1. Fundamental spatiotemporal scaling of movement of an individual organism. A short movement path representing five steps and one stop (A); a longer path representing three movement phases (B); a lifetime track (C). The concept of movement phase, as defined here, provides the essential link between movement patterns and their underlying processes. Glossary: Movement, a change in the spatial location of the whole individual over time; Movement step (or simply “step”), a displacement between two successive positional records of the organism; Movement phase, a sequence of steps and stops associated with the fulfillment of a particular goal or a set of goals; Goal, a proximate cause of movement, combining ultimate internal drivers (e.g., to gain energy, seek safety, learn, or reproduce) and external stimuli; Lifetime track, the complete sequence of steps and stops of an individual from birth to death; Movement path, a general term for a sequential collection of steps and stops, applied flexibly to various step/stop definitions and overall length or duration.

a string of elemental units is a major challenge. Fortunately, improved tracking technology promises to do for movement ecology what genetic sequencing did for molecular genetics: to provide an elemental view of a movement track, in the same way that a nucleotide sequence provides an elemental view of a DNA string. The scientific revolution potentiated by genome sequencing can be compared with insights about movement drawn from mapping every step and stop of an individual during its lifetime track from birth to death (Fig. 1). Practically and typically, movement data describe movement paths, each composed of a temporal sequence of recorded locations for an individual (Fig. 1). In the same way that the 3D structure of DNA strings is central to the function of a DNA segment, the structure of a movement path is a reflection of the basic processes that produced it.

Second, path segments need to be classified in terms of the basic functional units of the lifetime track. Paraphrasing our DNA metaphor, identifying a nucleotide sequence that constitutes a functionally relevant DNA segment is analogous to identifying a movement phase during which a particular set of goals is fulfilled (Fig. 1). Attempts to understand movement without being able to identify movement phases within observed movement paths are analogous to attempts to understand the meaning of the DNA sequence without being able to detect genes. The move-

ment phase is thus a central concept in our proposed movement ecology paradigm (Fig. 1), linking the traditional phenomenological emphasis on movement path analysis (15) to the proposed mechanistic, process-based, movement ecology approach. The deconstruction of a movement path into a sequence of movement phases depends on the temporal resolution of the data. Because phases with duration shorter than the inverse of the sampling frequency are obscured, the set of movement phases used to parse the structure of a particular path must be compatible with the sampling frequency used to generate that path (23). Given movement data sampled with a sufficient resolution, the greatest challenge is to identify the proximate and ultimate drivers that break up the path into different movement phases. Potential solutions for this challenge used by Special Feature contributions are highlighted below (see *Applying the Movement Ecology Approach*).

Third, a major challenge is to assess how processes operating at multiple spatiotemporal scales determine the composition of movement phases and their frequency in an individual's lifetime track. Movement phases are made up of smaller units that we call canonical activity modes (23), such as runs and tumbles in bacteria (16) and standing, walking, running, and gliding in larger animals, much as genes coding for proteins are composed of a limited number

of trinucleotide codons. Lifetime tracks may consist of movement phases of different frequencies, which might form higher-level cassettes that can be identified as movement phenomena, which are perhaps analogous to supergenes or even entire chromosomes. For example, a newly hatched Danish bird initially pursues food (foraging) and experience (learning excursions) within its natal habitat, departs to wintering grounds in Ghana (seasonal migration), pursues food (foraging) and further experience (learning excursions), and later returns (seasonal migration) to establish a breeding territory in Sweden (dispersal). Comprehending the functional hierarchy underlying a lifetime track necessitates investigation of movement mechanisms and patterns across multiple spatiotemporal scales (24, 25).

Fourth, movement data must be placed into its proper environmental context. The spatiotemporal distribution of environmental signals (e.g., odor) affecting moving individuals can be quantified in fine detail across the lifetime activity zone of microorganisms (26). Yet, it is rarely possible to map the environmental features of an equivalently sized activity zone for larger free-ranging organisms. This challenge can be addressed under special circumstances, for instance by recording abundance of trees and browsing marks along elk footprints in snow (24). At larger spatial scales, GIS can create ecologically and environmentally detailed landscape representations from remotely sensed data and merge these with data collected by other means at scales ranging from meters to hundreds of kilometers (e.g., ref. 27) to the whole globe. Models of oceanic or atmospheric dynamics can be used to relate, for example, flight trajectories of seeds (21) and vultures (28) to atmospheric conditions, although efforts are still needed to match the spatial and temporal scales by which flying organisms sense, and respond to, the environmental conditions they encounter *en route* (29).

Conceptual Framework for Movement Ecology

A coherent framework for movement ecology should be conceptualized from the standpoint of movement itself. It should allow us to explore the causes, mechanisms, and patterns of movement, and should facilitate the understanding of the consequences of movement for the ecology and evolution of individuals, populations, and communities. Given data of sufficient spatiotemporal resolution, the framework should facilitate identifying the fundamental mechanisms producing the movement path, encom-

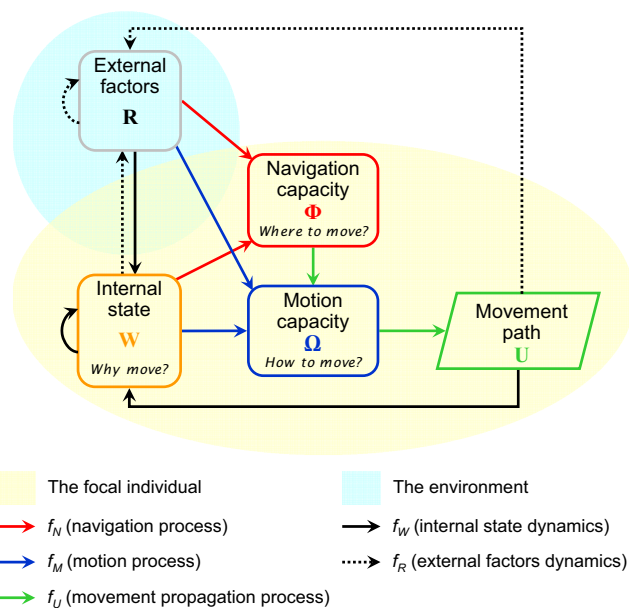


Fig. 2. A general conceptual framework for movement ecology, composed of three basic components (yellow background) related to the focal individual (internal state, motion capacity, and navigation capacity) and a fourth basic component (turquoise background) referring to external factors affecting its movement. Relationships among components related to the processes by which they affect each other, with arrows indicating the direction of impact. The resulting movement path (defined in Fig. 1) feeds back to the internal and external components. Glossary: Internal state, the multidimensional state (e.g., physiological and neurological) of the focal individual that affects its motivation and readiness to move; Motion capacity, the set of traits (e.g., biomechanical or morphological machineries) that enables the focal individual to execute or facilitate movement; Navigation capacity, the set of traits (e.g., cognitive or sensory machineries to obtain and use information) that enables the focal individual to orient its movement in space and/or time; External factors, the set of biotic and abiotic environmental factors that affect the movement of the focal individual; Motion process, the realized motion capacity given the impact of the current location, internal state, and external factors on the fundamental motion capacity of the focal individual; Navigation process, the realized navigation capacity given the impact of the current location, internal state, and external factors on the fundamental navigation capacity of the focal individual; Movement propagation process, the realized movement produced by the motion process and (optionally affected by the navigation process).

passing the entire range of scales from a single step and stop through movement phases to the lifetime track (Fig. 1). We thus characterize a focal individual using three components: an internal state, a motion capacity, and a navigation capacity. A fourth component, external factors, represents all aspects of the abiotic and biotic environment influencing movement (Fig. 2). Consequently, movement paths result from dynamic interplay of the four basic components, although, as illustrated below (this section), for particular movement types, not all are necessary.

The internal state accounts for the physiological and, where appropriate, the psychological state of the focal individual, driving the organism to fulfill one or more goals; hence, it addresses the question “why move?” It spans both proximate and ultimate evolutionary payoffs from moving, which might be difficult to tell apart. Yet, some specific activities like searching for food, escaping predation, following adults, or searching for a mate might indicate the

proximate payoffs and, in turn, might suggest general (ultimate) goals of gaining energy, seeking safety, learning, and reproducing. The relative importance of different goals is expected to vary over an organism’s lifetime and over much shorter periods, and an organism may pursue several goals simultaneously. Thus, the internal state consists of a multidimensional vector of many states.

An individual’s motion capacity accounts for its ability to move in various ways or modes, reflecting its abilities to perform self-propelled (motile) locomotion or externally vectored transport. The motion capacity stems from biomechanical properties enabling birds to fly, gazelles to run, fish to swim, spiders to balloon, bacteria to glide over solid surfaces, maple samaras to ride on air eddies, and coconuts to float on ocean currents. The organism may employ several operational modes; for example, many birds fly, walk, and swim. In general, the set of motion machineries is fixed throughout the individual’s movement path of plant seeds and other

passively transported organisms but can vary in motile organisms. These changes reflect both changes in an individual's internal state and/or the external factors.

Many organisms obtain, process, and use external information. The navigation capacity ("when and where to move?") accounts for the ability to orient in space and/or time, selecting where (direction and position) and/or when (initiation and cessation) to move. Movement goals are often associated with targets, defined as where and when the individual can pursue its goal (e.g., the location of a given food item, safe haven, playground, or mate). The goal may be to move away from a threat, chemical repellants, or place of competition, rather than toward a specific attractant. Navigation in space and time requires an ability to sense and respond to information about the spatiotemporal structure and dynamics of the environment, often including other individuals. Information covers direct and indirect cues, memory of previous experiences, and even genetically coded "memory." Juvenile bristle-thighed curlews, for example, navigate a nonstop 4,000-km route from Alaska to the small island of Laysan in the Pacific with no prior experience or guidance by adults (30). Equivalently, the seed abscission traits of plants synchronize seed release with conditions favorable for long-distance dispersal (21). Navigational information can be goal- and/or sensory-system-specific. Flying swans, for example, use visual cues to detect a lake, kilometers away, but use tactile cues to detect tubers in the mud, millimeters away (31).

Our proposed conceptual framework (Fig. 2) explicitly integrates the basic components and processes involved in the movement of individual organisms. Five basic questions illustrate its mechanistic approach to understanding movement. First, what motivates this movement; what are the internal goals? Second, how is this movement performed (motion capacity)? Third, when and toward what target is this movement performed (navigation capacity)? Fourth, which external factors affect this movement and how? Fifth, how do all four components interact to produce this movement? By answering these questions, we strive to identify the key life history traits, behaviors, and external factors determining movement, keeping in mind that some traits may be important for more than one function. It is also important to realize that both the ecological and evolutionary causes and consequences of movement contribute to the generation of movement paths. Thus, instead of focusing on the short-

term response of the organism to its current internal state and the contemporary environment, one can extend the proposed framework to address questions on the causes and consequences of movement. Questions on the evolutionary history of movement can be addressed, for example, by characterizing the motion and navigation capacities expected to evolve under particular combinations of internal states and external forces. Questions on the fitness consequences of movement can be addressed by incorporating a response to anticipated changes in the internal state and/or the environment and by considering long-term payoffs of particular movements.

We can model the movement of an organism from its current location \mathbf{u}_t to a potentially new position \mathbf{u}_{t+1} (measured one time unit later), as a function of its current location \mathbf{u}_t , internal state \mathbf{w}_t , motion capacity Ω , navigation capacity Φ , and their interactions with the current environmental factors \mathbf{r}_t . This implies a general relationship

$$\mathbf{u}_{t+1} = F(\Omega, \Phi, \mathbf{r}_t, \mathbf{w}_t, \mathbf{u}_t). \quad [1]$$

Note this formulation permits both steps ($\mathbf{u}_{t+1} \neq \mathbf{u}_t$) and stops ($\mathbf{u}_{t+1} = \mathbf{u}_t$) (Fig. 1). Insight, however, comes from being as specific as possible about the structure of F , without sacrificing framework generality. Using the notation f_M , f_N , and f_U to represent actions of the motion, navigation, and movement progression processes, respectively, we posit two alternative structural representations, the motion-driven case

$$\mathbf{u}_{t+1} = f_U(f_M(\Omega, f_N(\Phi, \mathbf{r}_t, \mathbf{w}_t, \mathbf{u}_t), \mathbf{r}_t, \mathbf{w}_t, \mathbf{u}_t)), \quad [2]$$

and the navigation-driven case

$$\mathbf{u}_{t+1} = f_U(f_N(\Phi, f_M(\Omega, \mathbf{r}_t, \mathbf{w}_t, \mathbf{u}_t), \mathbf{r}_t, \mathbf{w}_t, \mathbf{u}_t)). \quad [3]$$

In the motion-driven case, the navigation process can be viewed as creating a map of probabilities for the locations to which the individual can potentially move at time $t + 1$. The motion process weights these probabilities, thereby altering their relative values. Thus, the motion process depends on how the current position \mathbf{u}_t , internal state \mathbf{w}_t and environmental conditions \mathbf{r}_t interact with navigation options and motion capacity Ω to produce motion. The navigation options depend on how \mathbf{w}_t , \mathbf{r}_t (potentially different sets of factors than those affecting the motion process) and \mathbf{u}_t interact with the basic navigation capacity Φ to enable navigation. The motion-driven case differs from the naviga-

tion-driven case in the sequence by which the probability map is generated and updated. In the navigation-driven case, the motion process depends on how \mathbf{w}_t , \mathbf{r}_t , and \mathbf{u}_t interact with Ω to produce motion, and the navigation process depends on how \mathbf{w}_t , \mathbf{r}_t , and \mathbf{u}_t interact with the motion process and Φ to enable navigation (23). Indeed, some organisms may alternate between the two types of movement; yet, in both cases, the movement progression process f_U evaluates the weighted probabilities presented by the potential movement map, thereby determining the next location.

In the simplest case of movement generated without navigation, f_N can be regarded as identity map represented by 1, and f_U is simply a stochastic selection from the probability map generated by f_M . Such cases may arise either when navigation capacity is lacking or when the individual has no information. We then see "pure search," executed either by self-propelled motion (e.g., an animal searching for cryptic randomly distributed prey) or vector-mediated motion (e.g., passive transport of seeds by wind or water), which is affected only by the interplay between internal and external constraints on motion. In these cases, the movement equation reduces to

$$\mathbf{u}_{t+1} = f_U(f_M(\Omega, \mathbf{r}_t, \mathbf{w}_t, \mathbf{u}_t)), \quad [4]$$

Additionally, we need to account for the dynamics of the internal state (\mathbf{w}) and all relevant external factors (\mathbf{r}). Each constitutes a set of vectors forming a mutually interdependent dynamical system

$$\mathbf{r}_{t+1} = f_R(\mathbf{r}_t, \mathbf{w}_t, \mathbf{u}_t) \text{ and}$$

$$\mathbf{w}_{t+1} = f_W(\mathbf{r}_t, \mathbf{w}_t, \mathbf{u}_t), \quad [5]$$

where f_R is sufficiently flexible so that the external environment can have its own dynamics and can be affected by the focal individual (e.g., the escape path of a focal prey determines the path of a predator, an external factor). Similarly, f_W allows the focal organism to have its own dynamics and to depend on the state of the environment (e.g., a focal individual's level of hunger depends on whether its movement path brings it to food resources).

Applying the Movement Ecology Approach

Although the movement ecology framework depicts the processes affecting movement of individuals in a simple way, it forces us to be comprehensive in our evaluation of movement and to place it in a broader context. That is, we need to augment the collection of se-

quential positions with complementary data on the physiological (e.g., hormonal) and behavioral (e.g., feeding rates) state of the focal individual, and on potentially influential external factors (e.g., the proximity of other organisms or resources). In the absence of such information, we essentially attempt to predict the next location (\mathbf{u}_{t+1}) from the current location (\mathbf{u}_t) alone. Mechanistic simulations demonstrate that environmental heterogeneity and dual goals are required to produce even relatively simple movement phenomena such as fission–fusion dynamics of social herbivores (23).

The primary challenge in applying the movement ecology framework to a particular system is to identify the key external factors, internal states, and motion and navigation capacities influencing the movement of the organism(s) under study. Such identification could be straightforward for some traits or components but complicated for others. For example, the mass, surface area and aerodynamic structure of a *Jacaranda* seed determine its falling velocity in still air, thereby accounting for its motion capacity (i.e., the capacity to be transported by winds) (21). Yet other traits affecting seed transport by wind such as the seed release height may affect both the time a seed remains aloft and the timing of release hence both the motion and navigation capacities (21). Empirical manipulations of internal traits and environmental factors are probably the best way to elucidate the basic determinants of movement patterns and processes (32). For example, external factors can be controlled and the internal state and navigation and/or motion capacities can be assessed or manipulated in studies of motile microorganisms (16, 33). It is, however, a logistical challenge to identify the key external and internal factors influencing movement in larger free-ranging organisms. Studies in this Special Feature exemplify how these challenges can be addressed: by using heart-rate transmitters attached to migrating vultures to assess their internal state (28); by raising individual butterflies from different source populations in common garden conditions and comparing their movement paths (34); by using time-series analyses to compare movement paths of individual elephants of known social status in different seasons and environmental conditions (27); and by assigning a seed aerodynamic trait and using the timing of seed release as proxies for motion and navigation capacities, respectively, in a study of wind-dispersed tree seeds (21).

Coupling empirical studies with individual-based simulations can help evaluate how fine-scale data, obtained over short time periods, can be used to predict movement over larger temporal scales (35). Invoking a theoretical model forces us to make explicit the motion and navigation capacities and their interactions with the internal state and the environment, thus explicitly recognizing the constraints imposed by the movement process (36). It also forces us to make explicit our assumptions and to recognize their potential effects on any application to real data. If we assume, for example, that the displacement of individuals among sites always follows an exponentially decaying function of interpatch distance, we implicitly assume that the environmental factors affecting movement and the internal state of the individual are spatiotemporally constant. If we assume that individuals follow some form of random walk, we implicitly assume they do not use external information to navigate. Thus, the heuristic filter imposed by the movement ecology framework helps to identify the limitations of current theory, thus fostering improvement.

Characterization of Movement Phenomena in Light of the Conceptual Framework

The generality of the proposed movement ecology framework provides an increased capacity, compared with existing frameworks, to evaluate the relationships among different movement phenomena, based on explicit consideration of basic mechanisms and/or emergent patterns. We explored this issue by asking authors of this Special Feature to complete a questionnaire [see supporting information (SI) *Text* in *SI Appendix*] on their perception of the relationships between eight major movement phenomena, (i) a set of 23 attributes characterizing movement mechanisms, all related to four basic components of the framework; and (ii) 14 attributes characterizing movement patterns. The movement phenomena used were foraging, animal dispersal, plant dispersal, one-way migration, two-way migration, irruption, nomadism, and accidental displacements. Respondents ranked the relevance of each attribute to each movement phenomenon on a scale ranging from 0 (not relevant) to 4 (highly relevant). These scores were averaged across respondents, and the two matrices of mean scores were evaluated by using principal component analysis (PCA) to quantify the relationship among movement phenomena and between movement phenomena and the mechanistic or pattern attributes.

Despite considerable variation among respondents, PCA results indicated that movement can be characterized both mechanistically and phenomenologically (*SI Appendix*). Specifically, PCA results identified a number of clear relationships between movement phenomena and mechanistic or pattern attributes (see *SI Appendix*) and revealed key differences in how movement phenomena are perceived in terms of their mechanisms and patterns. For example, accidental displacement was perceived to resemble plant dispersal and one-way migration to resemble animal dispersal, based on both mechanisms and movement patterns. Yet, some movement phenomena appeared highly similar based on mechanisms but dissimilar based on patterns, or vice versa. For example, irruption was perceived to resemble nomadism mechanistically but to be much closer to dispersal of animals or plants phenomenologically (*SI Appendix*). Accidental displacement, foraging, and two-way migration were considered distinct phenomena, in terms of both underlying mechanisms and patterns, whereas plant dispersal was considered a distinct phenomenon mechanistically but not phenomenologically. Although these results are based on a preliminary analysis of responses of a small group of movement ecologists, the exercise can help formulate fundamental mechanistic hypotheses to test our perceptions of what might govern various types of movement (e.g., the mechanistic attributes with relatively high scores for each component in Table S3 in *SI Appendix*). Furthermore, they may help us predict how those mechanisms could lead to convergence or divergence of movement patterns. This survey also showed that, despite attempts to define movement terms precisely (5), their general usage by even a small group of movement ecologists is still quite variable.

Links to the Earlier Work

Although it was posed >2,300 years ago, we have not yet fully met Aristotle's challenge in *De Motu Animalium* (*On the Movement of Animals*): “The movement of animals that belong to each genus, and how these are differentiated, and what the reasons are for the accidental characteristics of each—all this we have considered elsewhere. But now we must consider in general the common reason for moving with any movement whatever (for some animals move by flying, some by swimming, some by stepping, some in other comparable ways)” (37). His treatise begins with a discussion of motion machineries (here Ω), arguing for the general mechanical principle that “for if one of the parts

move, there must be some part at rest.” He then relates motion machineries to the external environment [here $f_M(\Omega, \mathbf{r})$], essentially proposing the existence of action–reaction forces, formalized two millennia later as Newton’s third law. In the second half of this treatise, Aristotle focuses on the internal motivation to move (here \mathbf{w}), asserting that “all animals impart movement and are moved for the sake of something, so that this is the limit of their movement, the thing for-the-sake-of-which.” He divides the many internal motivations to categories of desire (e.g., appetite) and cognition (e.g., imagination) and discusses the role of sense perception (here Φ), and how it affects the animal’s movement, and its desire. Although Aristotle’s text is vague and abstract and includes many claims that are neither explained nor justified, and although it does not ultimately put everything together under a general model of movement, “*De Motu Animalium*” is remarkable in seeking general explanations of organismal movements. It also identifies many, if not all, of the basic components required to develop such generalizations.

The literature on the ecology and evolutionary biology of movement over the last decade has been extensive (15). Many books and edited volumes have focused on particular movements and taxa, such as bird migration (14), dispersal of plants (13), or small mammals (6). Others have been devoted to more general movement phenomena such as dispersal (9, 12) and the flow of life in the atmosphere (10). Perhaps the most comprehensive essays about organismal movement to date are the monographs of Baker (1) and Dingle (5), in which each broadly interprets the term “migration,” although strongly focusing on animals. Baker’s definition of migration as “the act of moving from one spatial unit to another,” however, is far too general in covering every possible type of movement if the definition of a “spatial unit” is not contained. Nevertheless, his 1,000-page book amply exemplifies the movements of various animal taxa. Importantly, it highlights the need to consider lifetime tracks and their fundamental components, to separate accidental movements from other types of movement, and “calculated” (“to a specific destination”) from noncalculated movements. Dingle’s use of migration is also broad, encompassing characteristics of the movement pattern (persistent and straightened-out) and the underlying behavior (temporary inhibition of station-keeping response). We share his view on the need to investigate the evolutionary and behavioral mechanisms

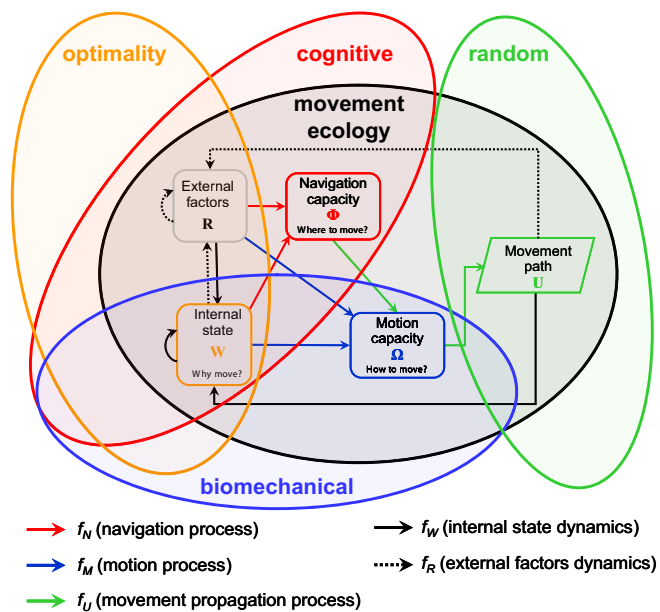


Fig. 3. The relationships among the proposed movement ecology paradigm (Fig. 2) and four existing paradigms representing different scientific disciplines in which the movement of organism is being studied. Elements in the gray background are components of the movement ecology framework.

underlying movements and not solely their ecological outcomes.

On the theoretical side, the related theories of random walk (2), diffusion (11), and anomalous diffusion (38), and optimality theories of foraging (4), dispersal (9), and migration (39) have provided a template for investigating movement patterns and their potential causes and consequences. Turchin’s book (7) provides the most general compilation of theory and practical tools to analyze movement data of any kind, which are powerful in combination with a formal framework such as the one proposed here.

From our historical exposition, it is clear that our efforts to move movement ecology forward complement rather than supersede past efforts by providing a general framework for identifying underinvestigated components and for carryout comparative analyses across diverse taxa. We hope the proposed movement ecology approach will help to unify movement research beyond past considerations of animal migration (1, 5), by including other kinds of movements and encompassing all life forms, including microorganisms and plants. We also propose a framework for studying organism movements that combines the random and optimal perspectives and principles from biomechanics and cognitive sciences (see next section). Finally, we provide an impetus to further develop both general and specific tools for collecting and analyzing movement data.

Links to Existing Movement Research Paradigms

Questions of organismal movement are central to various scientific disciplines (15) that encompass alternative paradigms for studying movement. To foster integration, we outline the commonalities and differences between the proposed movement ecology approach and the standard research approaches prevailing in four major existing paradigms (Fig. 3).

The biomechanical paradigm focuses on the physical machineries of motion for the individual, including their mechanics, energetics, and physiology (40). Studies springing from this paradigm often use controlled experiments in which the external conditions are changed, via walking belts or wind or water tunnels, while monitoring the individual’s physiological state. This approach provides a good description of the motion capacity of individuals but ignores the questions of why, where, and when organisms move.

The cognitive paradigm focuses on navigation mechanisms to elucidate the rules by which individual motile organisms make movement-related decisions. The mechanistic investigation of movement in this paradigm goes to the level of specific cells in the animal brain that are associated with particular movement or navigation decisions (41). In general, the paradigm pays less attention to how individuals implement decisions (motion capacity) or to how the resulting move-

ment feeds back to the internal motivation to move.

The prevailing approach in the random paradigm is characterized by simple phenomenological descriptions of movement paths and by null models related to the theories of random walk (2), diffusion (11), and anomalous diffusion (38). The approach is often used to analyze large-scale movements in landscape ecology where individuals are assumed to search with no previous information. Studies within this paradigm have recently yielded hot debate about the fit of a particular model (Lévy walk) to movement data (ref. 42; see also refs. 23 and 43 and references therein). The time is now ripe to extend this statistical approach to assess the role of environmental heterogeneity, perceptual ranges, memory, and other mechanisms in creating different movement patterns. New approaches to explore potential links between intermittent locomotion, reorientation behavior, and search efficiency (43) may be particularly valuable for identifying different movement phases and distinct behaviors from movement paths.

The optimality paradigm from behavioral and evolutionary ecology explores the relative efficacy of different strategies in optimizing some particular fitness currency (e.g., energy gain, survival, or reproduction) over ecological or evolutionary time scales. Although movement can strongly affect fitness, studies evaluating the fitness consequences of movement are still rather rare. Consequently, principal concepts in this paradigm, such as the ideal-free distribution (44) and central-place foraging theory (45), do not explicitly deal with movement *per se* and tend to neglect the constraints imposed by the limited motion and navigation capacities of individuals and the partial information they have about their environments.

In summary, the biomechanical and cognitive paradigms do not usually consider movement patterns. They focus instead on the basic mechanisms underlying movements, specifically the motion and navigation capacities, respectively. The random and optimality paradigms tend to overlook the mechanisms; the former focuses mostly on the movement patterns, the latter on the interplay between the internal state and external factors. Recent studies have already started to bridge the gaps among these four paradigms (15, 32, 43). An illustrative example is the extensive and ever-growing research on movement of prokaryotes (33), especially bacterial chemotaxis, the self-propelled motion in response to chemical attractants and repellents (16). Research on chemotaxis

in the bacterium *Escherichia coli* (16) has yielded the best-characterized molecular and neurobiological networks of signal detection and transduction (cognitive approach), motor operation (biomechanical approach), and thorough analyses of movement paths in isotropic-homogenous medium (random approach) (2). Our proposed movement ecology framework can provide a theoretical scaffold to synergize research from these paradigms for bacteria and any other kind of organism. It may also motivate the development of new cross-disciplinary concepts and methodologies.

Strengths, Limitations, and Future Directions

By integrating the major existing paradigms and opening a channel for research focusing on all aspects of movement itself, the proposed movement ecology paradigm sets the stage for the development of a unified theory of movement, for elucidating the causes and underlying mechanisms of movement patterns and their consequences for various ecological and evolutionary processes. Because the basic conceptual framework (Fig. 2) encompasses all factors affecting the movement of an individual, it can consolidate diverse movement phenomena, link and thereby enrich specialized research fields, and identify gaps in research (15). The approach is also likely to help address applied questions, because movement of organisms is strongly relevant to most, if not all, current environmental concerns. For example, long-distance movements of various organisms (21, 25, 46) can greatly impact the spatial dynamics of local populations and communities, driving species' responses to fragmentation (47), playing a key role in species invasions, responses to climate change, and other global concerns (48).

An important limitation of the proposed approach is related to practical difficulties in quantifying the movement of individuals and especially in understanding the mechanisms underlying these movements. Addressing this limitation requires further technological and methodological advances (e.g., ref. 43), to quantify not only movement paths but also the internal and external components involved. The focus on individuals complicates the study of processes at higher levels of organization and longer temporal scales. Our approach can be extended to analyze the contemporaneous movement trajectories of multiple, possibly interacting, conspecific individuals (49, 50), and the movement patterns of individuals and their progeny over several generations. Applications to biological interactions such as bird-me-

diated seed dispersal require investigation of the movement ecology of two (or more) interacting species (47).

Applications of the proposed framework to populations, communities, and ecosystems or to multigeneration or evolutionary processes are inherently more difficult but possible and potentially valuable. Indeed, processes other than movement (e.g., demography, species interactions) need to be invoked to explain the dynamics of populations and communities, as illustrated by Special Feature papers applying the movement ecology framework to study the dynamics of plant communities (47) and lynx populations (51) in spatially structured landscapes. Remarkably, though, both studies also showed that the dynamics of higher levels of organization were better explained when a more detailed mechanistic understanding of movement was available. For example, patterns of community dynamics were best explained for bird-dispersed plants, partially explained for wind-dispersed species, and largely unexplained for species classified as unassisted. The level of understanding of movement of these three types of vectors in this system followed exactly the same order: bird movement is well known, wind regimes are sparsely understood, and transport of "unassisted" seeds remains mysterious (47).

Applications to evolutionary questions about movement are promising, because identification of the major mechanisms underlying movement is a prerequisite to understand their evolution. Indeed, our framework is based on fundamental evolutionary principles, assuming that the internal motivation to move is explicable in terms of its (post hoc) fitness consequences (Fig. 2). Still, extending this framework to study processes operating over evolutionary time scales would require substantial changes, allowing motion and navigation capacities and the properties of the major interactions among the four components to evolve.

At this stage of enquiry, we believe the proposed movement ecology framework not only provides an integrated approach to the acquisition of knowledge pertaining to the processes and mechanisms that determine movement pathways, and thereby movement patterns across landscapes, but also facilitates the interpretation of movement data in a more coherent way. Our framework thus makes it possible to more tightly link analyses of movement paths and studies of movement mechanisms, thereby better elucidating the interplay between movement patterns and processes. We also hope our framework encourages future studies, where possible, to include all four mechanistic

components and their interactions, thereby taking us to a deeper level in addressing more ambitious questions about the mechanisms underlying the diverse world of movement phenomena.

ACKNOWLEDGMENTS. We thank E. Rabinovici, P. Feldman, and all staff of the Institute for Advanced Studies in Jerusalem for hosting and

sponsoring our group from September 2006 to August 2007. We thank all visitors, students, and short-term members of this group, and especially R. Powell and R. Casagrandi, for insightful discussions. We also thank F. Bartumeus, *PNAS* editor J. H. Brown, and an anonymous reviewer for important feedback. Finally, we thank the Special Feature authors and members of R.N.'s laboratory for answering the questionnaire. R.N. was supported by National Science Foundation Grants

NSF-DEB-0453665, Israel Science Foundation ISF-FIRST 1316/05, and US-Israel Binational Science Foundation BSF 124/2004, and by the Friedrich Wilhelm Bessel Award from the Humboldt Foundation. W.M.G. was supported by a James S. McDonnell Foundation 21st Century Science Initiative Award. M.H. was supported by National Science Foundation Grant NSF-DEB 0414465. P.E.S. was supported by National Science Foundation Grants NSF-DEB-0211430 and NSF-DEB-0514956.

- Baker RR (1978) *The Evolutionary Ecology of Animal Migration* (Hodder and Stoughton, London).
- Berg HC (1983) *Random Walks in Biology* (Princeton Univ Press, Princeton, NJ).
- Swingland IR, Greenwood PJ (1983) *The Ecology of Animal Movement* (Clarendon, Oxford).
- Stephens DW, Krebs JR (1986) *Foraging Theory* (Princeton Univ Press, Princeton, NJ).
- Dingle H (1996) *Migration: The Biology of Life on the Move* (Oxford Univ Press, Oxford).
- Stenseth NC, Lidicker WZ (1992) *Animal Dispersal: Small Mammals as a Model* (Chapman and Hall, London).
- Turchin P (1998) *Quantitative Analysis of Movement* (Sinauer, Sunderland, MA).
- Hanski I (1999) *Metapopulation Ecology* (Oxford Univ Press, Oxford).
- Clobert J, Danchin E, Dhondt AA, Nichols JD (2001) *Dispersal* (Oxford Univ Press, Oxford).
- Isard SA, Gage SH (2001) *Flow of Life in the Atmosphere* (Michigan State Univ Press, East Lansing, MI).
- Okubo A, Levin SA (2001) *Diffusion and Ecological Problems: Modern Perspectives* (Springer, New York).
- Bullock JM, Kenward RE, Hails R (2002) *Dispersal Ecology* (Blackwell, Malden, MA).
- Levey DJ, Silva WR, Galetti M (2002) *Seed Dispersal and Frugivory: Ecology, Evolution and Conservation* (CAB International, Wallingford, UK).
- Greenberg RS, Marra PP (2005) *Birds of Two Worlds: The Ecology and Evolution of Migration* (John Hopkins Univ Press, Baltimore).
- Holyoak M, Casagrandi R, Nathan R, Revilla E, Spiegel O (2008) Trends and missing parts in the study of movement ecology. *Proc Natl Acad Sci USA* 105:19060–19065.
- Berg HC (2000) Motile behavior of bacteria. *Phys Today* 53:24–29.
- Cooke SJ, et al. (2004) Biotelemetry: A mechanistic approach to ecology. *Trends Ecol Evol* 19:334–343.
- Kays RW, Wikelski M (2007) *Review of the NSF-Sponsored Animal Tracking and Physiological Monitoring Workshop*. Available at: www.movebank.org.
- Wikelski M, et al. (2007) Going wild: What a global small-animal tracking system could do for experimental biologists. *J Exp Biol* 210:181–186.
- Mount DW (2004) *Bioinformatics: Sequence and Genome Analysis* (Cold Spring Harbor Lab Press, Cold Spring Harbor, NY).
- Wright SJ, et al. (2008) Understanding strategies for seed dispersal by wind under contrasting atmospheric conditions. *Proc Natl Acad Sci USA* 105:19084–19089.
- Patterson TA, Thomas L, Wilcox C, Ovaskainen O, Matthiopoulos J (2008) State-space models of individual animal movement. *Trends Ecol Evol* 23:87–94.
- Getz WM, Saltz D (2008) A framework for generating and analyzing movement paths on ecological landscapes. *Proc Natl Acad Sci USA* 105:19066–19071.
- Fryxell JM, et al. (2008) Multiple movement modes by large herbivores at multiple spatio-temporal scales. *Proc Natl Acad Sci USA* 105:19114–19119.
- Lohmann KJ, Putnam NF, Lohmann CMF (2008) Geomagnetic imprinting: A unifying hypothesis of long-distance natal homing in salmon and sea turtles. *Proc Natl Acad Sci USA* 105:19096–19101.
- Moore P, Crimaldi J (2004) Odor landscapes and animal behavior: Tracking odor plumes in different physical worlds. *J Mar Syst* 49:55–64.
- Wittmeyer G, Polansky L, Douglas-Hamilton I, Getz WM (2008) Disentangling the effects of forage, social rank and risk on movement autocorrelation of elephants using Fourier and wavelet analyses. *Proc Natl Acad Sci USA* 105:19108–19113.
- Mandel JT, Bildstein KL, Bohrer G, Winkler DW (2008) The movement ecology of migration in turkey vultures. *Proc Natl Acad Sci USA* 105:19102–19107.
- Nathan R, et al. (2005) Long-distance biological transport processes through the air: Can nature's complexity be unfolded *in-silico*? *Divers Distrib* 11:131–137.
- Marks JS, Redmond RL (1994) Migration of bristle-thighed curlews on Laysan Island: Timing, behavior and estimated flight range. *Condor* 96:316–330.
- Nolet BA, Mooij WM (2002) Search paths of swans foraging on spatially autocorrelated tubers. *J Anim Ecol* 71:451–462.
- Dickinson MH, et al. (2000) How animals move: An integrative view. *Science* 288:100–106.
- Jarrell KF, McBride MJ (2008) The surprisingly diverse ways that prokaryotes move. *Nat Rev Microbiol* 6:466–476.
- Ovaskainen O, et al. (2008) Tracking butterfly movements with harmonic radar reveals an effect of population age on movement distance. *Proc Natl Acad Sci USA* 105:19090–19095.
- Revilla E, Wiegand T, Palomares F, Ferreras P, Delibes M (2004) Effects of matrix heterogeneity on animal dispersal: From individual behavior to metapopulation-level parameters. *Am Nat* 164:E130–E153.
- Armsworth PR, Roughgarden JE (2005) The impact of directed versus random movement on population dynamics and biodiversity patterns. *Am Nat* 165:449–465.
- Nussbaum MC (1978) *Aristotle's De Motu Animalium* (Princeton Univ Press, Princeton, NJ).
- Klafter J, Sokolov IM (2005) Anomalous diffusion spreads its wings. *Phys World* 18:29–32.
- Alerstam T, Hedenstrom A, Åkesson S (2003) Long-distance migration: Evolution and determinants. *Oikos* 103:247–260.
- Vogel S (2003) *Comparative Biomechanics: Life's Physical World* (Princeton Univ Press, Princeton, NJ).
- Jeffery KJ (2003) *The Neurobiology of Spatial Behaviour* (Oxford Univ Press, Oxford).
- Benhamou S (2007) How many animals really do the Lévy walk? *Ecology* 88:1962–1969.
- Bartumeus F, Levin SA (2008) Fractal reorientation clocks: Linking animal behavior to statistical patterns of search. *Proc Natl Acad Sci USA* 105:19072–19077.
- Fretwell SD, Lucas HL, Jr (1969) On territorial behavior and other factors influencing habitat distribution in birds. I. Theoretical development. *Acta Biotheor* 19:16–36.
- Orians GH, Pearson NE (1979) in *Analysis of Ecological Systems*, eds Horn DJ, Mitchell RD, Straits GR (Ohio Univ Press, Athens, OH), pp 154–177.
- Nathan R (2006) Long-distance dispersal of plants. *Science* 313:786–788.
- Damschen EI, et al. (2008) The movement ecology and dynamics of plant communities in fragmented landscapes. *Proc Natl Acad Sci USA* 105:19078–19083.
- Trakhtenbrot A, Nathan R, Perry G, Richardson DM (2005) The importance of long-distance dispersal in biodiversity conservation. *Divers Distrib* 11:173–181.
- Couzin ID, Krause J, Franks NR, Levin SA (2005) Effective leadership and decision-making in animal groups on the move. *Nature* 433:513–516.
- Ballerini M, et al. (2008) Interaction ruling animal collective behavior depends on topological rather than metric distance: Evidence from a field study. *Proc Natl Acad Sci USA* 105:1232–1237.
- Revilla E, Wiegand T (2008) Individual movement behavior, matrix heterogeneity and the dynamics of spatially structured populations. *Proc Natl Acad Sci USA* 105:19120–19125.

Supporting Information (SI): Characterization of Movement Phenomena in Light of the Conceptual Framework

We analyzed 32 sets of answers to a questionnaire (Table S1) distributed among authors of the Special Feature and their students, each of whom independently evaluated the relevance of 23 *mechanistic attributes*, representing the four components of the proposed theoretical framework for each of eight *movement phenomena* that have often been described in the literature (foraging, dispersal by animals, dispersal by plants, one-way migration, two-way migration, irruption, nomadism and accidental displacement). In a second part of the questionnaire, the authors were asked to evaluate the relevance of 14 *pattern attributes*, representing general patterns of movement in space and time for each of the movement phenomenon. All attributes and phenomena are defined and illustrated in Table S1.

The relevance of each attribute for each movement phenomenon was expressed by a score ranging from 0 (not relevant) to 4 (highly relevant). The results revealed highly diverse opinions concerning the relevance of both the mechanistic and the pattern attributes to the selected movement phenomena (Table S2). The diversity of opinions, quantified by the complement of Simpson's index (1-D; the probability that two randomly-chosen authors provided a different answer to a specific question) was 0.66 ± 0.11 (mean \pm SD) for questions about relationships between movement phenomena and mechanistic attributes, and 0.68 ± 0.11 for movement phenomena and pattern attributes, with a range of 0.18-0.82 in both cases. This diversity of opinion might reflect ambiguous definition of some attributes and/or variation among authors in their knowledge and experience with different movement types.

Nevertheless, a principal component analysis (PCA) performed on the mean ranks of the mechanistic attributes and pattern attributes (Table S3) revealed clear patterns of relationships among the eight movement phenomena and between movement phenomena and the two types of attributes (Fig. S1, Fig. S2). We highlighted some relationships among movement phenomena in the main text of the manuscript, and here we summarize the relationships found between movement phenomena and the attributes.

The first and second axes of a PCA biplot of the mechanistic attributes explained 61% and 16% of the total variance, respectively (Fig. S1). Axis 1 distinguished accidental displacement and plant dispersal associated with passive motion and lack of particular motivation, from foraging and two-way migration associated with active motion guided either by gradient cues in search for local resources to gain energy (foraging) or by global cues in search of seasonal remote resources (two-way migration). Axis 2 further distinguished two-way migration associated with the use of genetically-coded memory to seek safety or reproduce, from nomadism and foraging associated with elements of pure search for ephemeral resources. Irruption, dispersal of animals and one-way migration were not strongly distinguished by the first two axes.

The first and second axes of a PCA biplot of the pattern attributes explained 44% and 31% of the total variance, respectively (Fig. S2). Here, axis 1 distinguished two-way migration (and to a lesser extent one-way migration), interpreted as an annual activity, in which individual organisms move rapidly along relatively straight lines and across large distances, from foraging, interpreted as a diel activity in which organisms exhibit high velocity variance in movements confined to the breeding habitat. Axis 2 highlights commonalties between two-way migration and foraging, based on similar roundtrip patterns, intermittency (foraging) and consistent use of the same track (two-way migration), both distinguished from accidental displacement, characterized as an uncommon activity completed within a single generation. Nomadism, irruption, dispersal of plant and animals were not strongly distinguished by the first two axes.

Table S1: Definitions of mechanistic and pattern attributes of eight movement phenomena. To assess the relevance of each attribute to each movement phenomenon, authors were asked to mark if the statements defined below can be considered always true (4), usually true (3), sometimes true (2), rarely true (1) or always false (0).

Table S1: mechanistic attributes		
Component	Mechanistic attribute	Statement definition
internal	no motivation	this type of movement is not driven by any internal motivation
internal	energy	this type of movement is driven mostly to gain energy
internal	safety	this type of movement is driven mostly to gain safety (moving from high to low risk areas)
internal	learning	this type of movement is driven mostly to gain experience and learn
internal	reproduction	this type of movement is driven mostly to reproduce or related activities such as care of young, etc.
motion	passive	commonly involves passive (vector-mediated) transport
motion	active	commonly involves active (self-propelled) motion
motion	ground (walk, run, etc.)	commonly involves organisms that are being transported, walk, run, etc on the ground
motion	air (fly, glid, etc.)	commonly involves organisms that are being transported, fly, glide, etc on air
motion	water (swim, sail, etc.)	commonly involves organisms that are being transported, swim, float etc on water
navigation	pure search	commonly involves pure search (no previous information, no cues)
navigation	direct recognition of target	commonly involves direct recognition of the target
navigation	gradient cues	commonly involves the use of gradient cues (e.g., chemical gradient, resources density gradient, etc)
navigation	global cues	commonly involves the use of global cues (e.g. geomagnetic field, sun, stars, etc)
navigation	learned spatial memory	commonly involves learning of explicit locations
navigation	genetically-coded memory	commonly involves movements that can only be explained by some genetically-coded information
navigation	cue-free navigation	commonly involves cue-free navigation (e.g. path integration) NOTE: THIS VARIABLE WAS EXCLUDED FROM ANALYSIS BECAUSE THIS EXPLANATION WAS UNCLEAR TO MANY AUTHORS.
external	local resources	movement is strongly affected by local (same habitat or home range) resources (energy, shelter, mates)
external	remote resources	movement is strongly affected by remote (other habitat/region or outside home range) resources
external	seasonal resources	movement is strongly affected by predictable seasonal variation in resource quality/availability
external	ephemeral resources	movement is strongly affected by unpredictable interannual variation in resource quality/availability
external	conspecifics	movement is strongly affected by conspecifics (including positive and negative effects)
external	competitors	movement is strongly affected by interspecific competitors
external	predators	movement is strongly affected by predators

Table S1 (continued): pattern attributes

Component	(b) Pattern attribute	Statement definition
movement	one generation	completed within one generation; ; may or may not be repeated in the next generations
movement	diel	completed within one day (or less); may or may not be repeated in the following days
movement	seasonal	completed approximately within one season; may or may not be repeated in the following seasons
movement	annual	completed approximately within one year; may or may not be repeated in the following years
movement	common (re lifetime track)	covers a significant proportion (in terms of length) of the organism lifetime track
movement	breeding home range	occurs mostly within a relatively restricted area (local habitat, home range) in which the organism reproduce
movement	large-scale	occurs mostly within a relatively large (continental, global) much larger than the breeding home range
movement	return (round-trip)	typically a round-trip movement
movement	track use consistency	the organism typically follows the same track each movement event
movement	ceases in target encounter	ceases when the organism encounter a target that fulfills its movement goal
movement	Intermittency	involves continuous (short/long) moves, typically interrupted (for various reasons), thus includes many stops
movement	path straightness	movement is highly directional
movement	high mean velocity	typical velocity is faster than that of most other types of movement the organism performs
movement	high velocity variance	typical velocity is more variable compared to most other types of movement the organism performs

Table S1: examples of movement phenomena

Movement phenomenon	Examples
Foraging	ant trails, vulture search for carrion, cheetah hunting
Dispersal (plants)	dandelion seeds by wind, fruits by frugivores
Dispersal (animals)	breeding and natal dispersal in birds and mammals
One-way migration	aphids, ballooning spiders and many other insects, marine larvae
Two-way migration	the relatively large-scale movements of arctic terns, sea turtles and monarch butterflies (but not vertical migration of plankton)
Irruption	the irregular movements of lemmings, migratory locusts and crossbills
Nomadism	the relatively prolonged movement of wildebeest, blind army ants, polar bears, some kangaroos
Accidental displacement	vagrant/accidental birds

Table S2. Diversity of opinions on the relevance of mechanistic and pattern attributes for eight movement phenomena (columns), estimated by the complement of Simpson's index (1-D; the probability that two randomly-chosen authors will provide a different answer). For each column, the highest (greatest divergence) and the lowest (greatest consensus) values are highlighted in *bold italics* and underline, respectively.

Table S2: mechanistic attributes									
Component	Movement phenomenon Mechanistic attribute	Foraging	Dispersal (plants)	Dispersal (animals)	One-way migration	Two-way migration	Irruption	Nomadism	Accidental displacement
internal	no motivation	<u>0.23</u>	0.75	0.52	<u>0.52</u>	<u>0.40</u>	0.56	0.58	0.65
internal	energy	0.39	0.73	0.72	0.69	0.73	0.77	0.68	0.64
internal	safety	0.71	0.77	0.66	0.70	0.76	0.73	0.62	0.61
internal	learning	0.77	<u>0.18</u>	0.75	0.66	0.80	0.57	0.74	0.50
internal	reproduction	0.74	0.72	0.73	0.70	0.65	0.78	0.66	0.42
motion	passive	0.57	0.63	<u>0.50</u>	0.68	0.50	0.64	0.62	0.71
motion	active	0.58	0.57	0.54	0.75	0.67	0.70	0.70	0.71
motion	ground (walk, run, etc.)	0.59	0.73	0.66	0.66	0.56	0.57	0.61	0.68
motion	air (fly, glid, etc.)	0.54	0.64	0.62	0.61	0.62	0.55	0.59	0.67
motion	water (swim, sail, etc.)	0.50	0.58	0.55	0.56	0.58	<u>0.54</u>	<u>0.54</u>	0.61
navigation	pure search	0.67	0.76	0.68	0.76	0.67	0.76	0.75	0.81
navigation	direct recognition of target	0.64	0.57	0.69	0.77	0.80	0.65	0.76	0.45
navigation	gradient cues	0.57	0.61	0.61	0.65	0.69	0.72	0.64	0.53
navigation	global cues	0.70	0.59	0.68	0.77	0.69	0.77	0.71	0.57
navigation	learned spatial memory	0.55	0.18	0.75	0.63	0.61	0.66	0.72	<u>0.38</u>
navigation	genetically-coded memory	0.74	0.75	0.72	0.78	0.67	0.82	0.79	0.49
external	local resources	0.56	0.77	0.60	0.80	0.80	0.67	0.69	0.66
external	remote resources	0.75	0.72	0.68	0.72	0.64	0.78	0.67	0.57
external	seasonal resources	0.64	0.74	0.73	0.75	0.59	0.72	0.78	0.68
external	ephemeral resources	0.72	0.78	0.74	0.72	0.74	0.74	0.65	0.70
external	conspecifics	0.68	0.78	0.59	0.69	0.71	0.67	0.65	0.64
external	competitors	0.66	0.78	0.75	0.74	0.76	0.75	0.70	0.55
external	predators	0.66	0.78	0.75	0.74	0.77	0.70	0.73	0.66

Table S2 (continued): pattern attributes									
Component	Movement phenomenon Pattern attribute	Foraging	Dispersal (plants)	Dispersal (animals)	One-way migration	Two-way migration	Irruption	Nomadism	Accidental displacement
movement	one generation	0.69	0.65	0.73	0.77	0.80	0.77	0.78	0.81
movement	diel	0.62	0.79	0.65	0.62	0.67	0.60	0.74	0.75
movement	seasonal	0.81	0.80	0.68	0.68	0.76	0.74	0.77	0.77
movement	annual	0.73	0.81	0.80	0.79	0.60	0.78	0.72	0.76
movement	common (re lifetime track)	0.79	0.77	0.77	0.74	0.68	0.79	0.69	0.76
movement	breeding home range	0.65	0.72	0.70	<u>0.57</u>	<u>0.50</u>	<u>0.56</u>	0.66	0.42
movement	large-scale	0.72	0.67	0.58	0.69	0.62	0.71	0.72	0.73
movement	return (round-trip)	0.63	<u>0.18</u>	0.64	(0.00)*	(0.00)*	0.60	0.78	0.51
movement	track use consistency	0.61	0.33	<u>0.57</u>	0.71	0.53	0.58	0.73	<u>0.23</u>
movement	ceases in target encounter	0.71	0.82	0.73	0.70	0.60	0.76	0.74	0.58
movement	intermittency	0.68	0.70	0.61	0.76	0.76	0.72	0.69	0.79
movement	path straightness	0.67	0.74	0.58	0.67	0.61	0.64	0.65	0.74
movement	high mean velocity	0.69	0.77	0.61	0.64	0.58	0.60	<u>0.60</u>	0.72
movement	high velocity variance	<u>0.61</u>	0.82	0.71	0.59	0.65	0.72	0.65	0.71

*The two values in parentheses were fixed because they are true or false by definition.

Table S3. Mean opinion of 32 authors of this Special Feature and their students on the relevance of mechanistic and pattern attributes for eight movement phenomena (columns). Relevance was expressed by a score ranging from 0 (not relevant) to 4 (highly relevant).

Table S3: mechanistic attributes									
Component	Movement phenomenon Mechanistic attribute	Foraging	Dispersal (plants)	Dispersal (animals)	One-way migration	Two-way migration	Irruption	Nomadism	Accidental displacement
internal	no motivation	0.13	2.13	0.47	0.47	0.31	0.56	0.59	2.97
internal	energy	3.75	1.19	2.09	2.19	2.56	2.34	3.03	0.78
internal	safety	1.13	1.53	1.97	1.72	1.66	1.16	1.69	0.69
internal	learning	1.78	0.22	1.34	0.78	1.56	0.63	1.59	0.50
internal	reproduction	1.28	2.59	2.78	2.44	2.50	1.63	1.81	0.44
motion	passive	0.97	3.38	1.72	2.09	0.84	1.31	0.94	3.00
motion	active	3.41	1.19	3.22	2.78	3.59	3.13	3.31	1.88
motion	ground (walk, run, etc.)	2.38	2.78	2.34	2.41	2.53	2.22	1.88	2.28
motion	air (fly, glid, etc.)	2.59	1.31	2.53	2.28	2.44	2.28	2.50	1.59
motion	water (swim, sail, etc.)	2.41	2.00	2.41	2.41	2.44	1.94	1.94	2.06
navigation	pure search	2.16	1.72	2.31	1.88	0.81	1.91	2.34	1.81
navigation	direct recognition of target	2.69	0.53	1.75	1.72	2.13	1.25	1.69	0.38
navigation	gradient cues	2.47	0.63	2.16	2.09	1.94	2.06	2.28	0.53
navigation	global cues	1.31	0.63	1.69	2.19	2.88	1.59	1.53	0.66
navigation	learned spatial memory	2.88	0.13	1.28	0.75	2.81	0.88	1.69	0.31
navigation	genetically-coded memory	1.25	1.29	1.72	2.13	2.59	1.88	1.50	0.53
external	local resources	3.50	1.72	2.50	2.34	2.06	2.81	2.59	0.84
external	remote resources	1.69	1.13	2.38	2.44	3.00	1.75	2.47	0.69
external	seasonal resources	2.63	1.88	2.22	2.31	3.31	2.00	2.47	0.88
external	ephemeral resources	2.25	1.41	1.91	1.72	1.66	2.69	2.78	1.09
external	conspecifics	2.78	1.72	2.69	2.25	2.41	2.78	2.47	0.78
external	competitors	2.84	1.59	2.47	1.97	1.84	1.78	2.03	0.53
external	Predators	2.75	1.75	2.25	1.94	1.78	1.56	2.06	0.78

Table S3 (continued): pattern attributes									
Component	Movement phenomenon (b) Pattern attribute	Foraging	Dispersal (plants)	Dispersal (animals)	One-way migration	Two-way migration	Irruption	Nomadism	Accidental displacement
movement	one generation	2.09	2.97	2.78	2.56	2.03	2.56	2.22	2.28
movement	Diel	1.94	2.28	2.53	2.63	2.50	1.84	2.00	1.59
movement	seasonal	1.66	2.00	2.03	2.13	3.22	1.81	2.13	1.41
movement	Annual	2.53	2.53	1.81	1.97	2.41	1.66	2.63	1.38
movement	common (re lifetime track)	2.69	1.52	1.09	0.53	0.47	0.50	0.78	0.34
movement	breeding home range	2.91	1.91	1.44	1.03	0.84	0.88	1.22	1.59
movement	large-scale	1.13	1.75	2.34	2.78	3.22	2.53	2.38	2.63
movement	return (round-trip)	2.53	0.13	0.69	(0.00)*	(4.00)*	0.66	1.72	0.44
movement	track use consistency	1.84	0.23	0.68	1.03	2.88	0.56	1.13	0.16
movement	ceases in target encounter	2.22	2.06	2.88	3.03	3.28	1.81	1.63	0.63
movement	intermittency	2.72	1.22	1.69	1.75	2.13	1.94	2.47	1.66
movement	path straightness	1.41	2.06	2.09	2.44	3.03	1.97	1.50	1.69
movement	high mean velocity	1.09	2.61	2.25	2.47	2.97	2.41	1.41	1.97
movement	high velocity variance	2.53	2.06	1.69	1.50	1.47	1.75	2.34	1.84

*The two values in parentheses were fixed because they are true or false by definition.

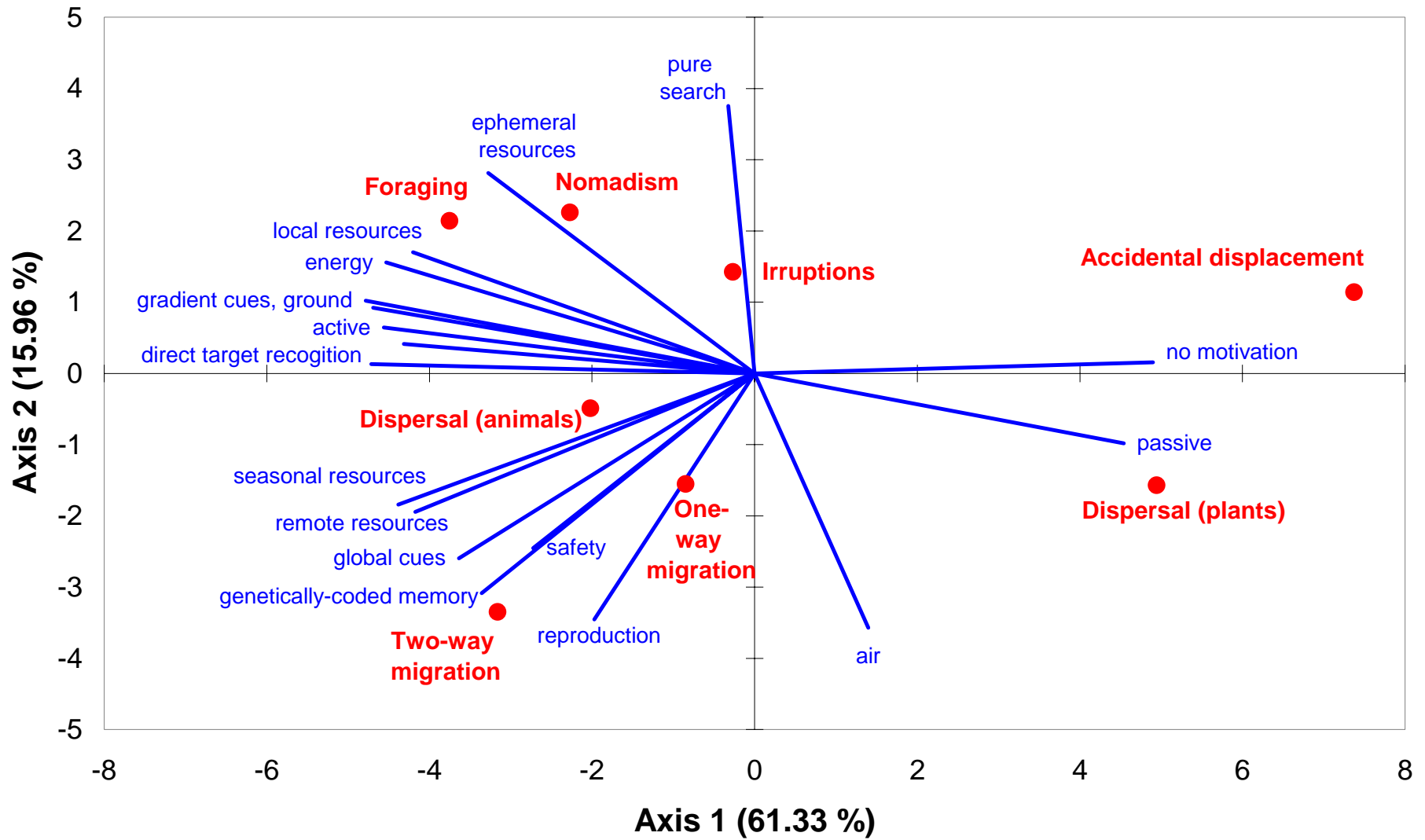


Figure S1: Principal Components Analysis (PCA) biplot for movement phenomena (red circles) and their association with 23 mechanistic attributes related to the movement ecology framework (blue lines). The factor loadings are scaled by a vector of 5 to match the scores of the movement phenomena.

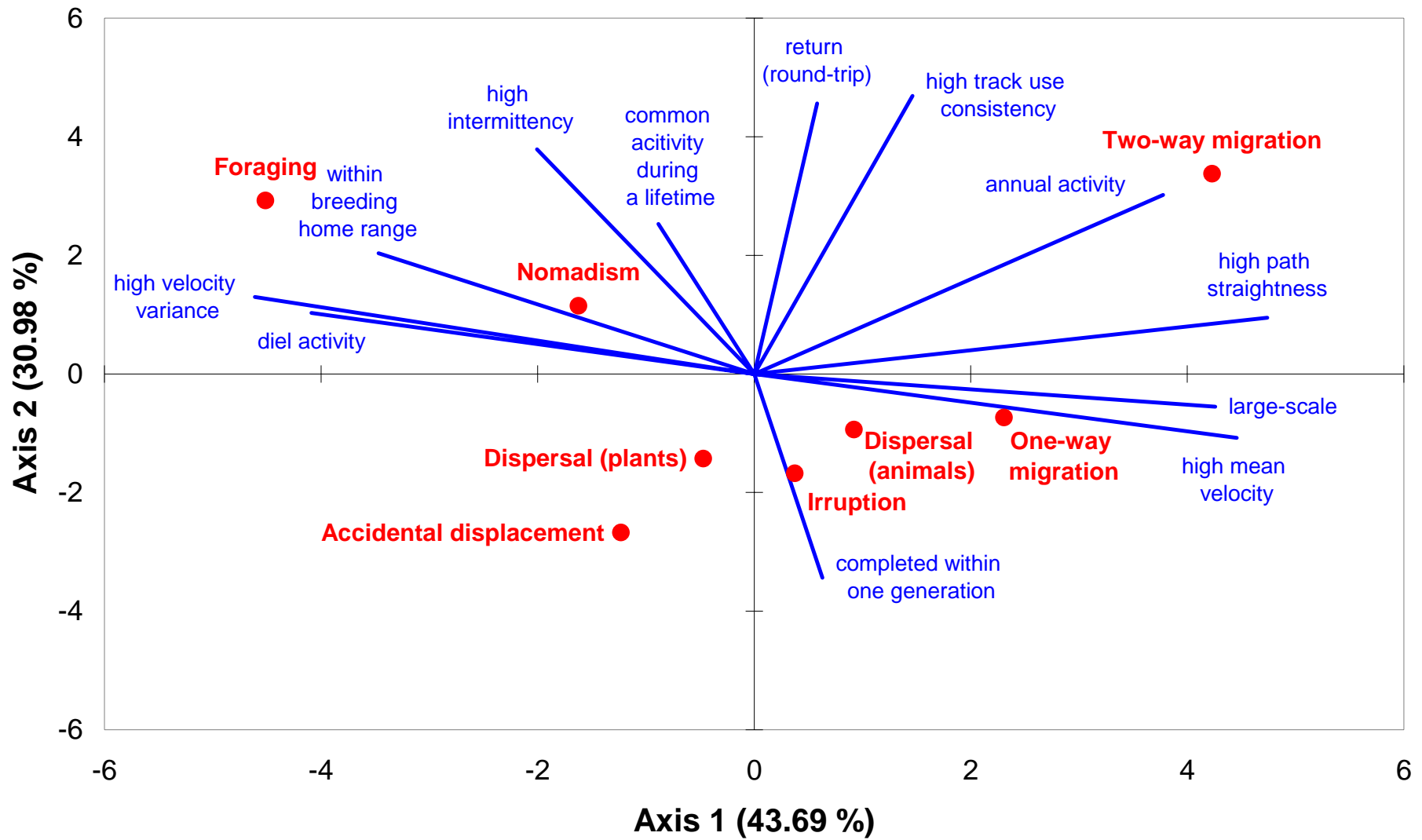


Figure S2: Principal Components Analysis (PCA) biplot for movement phenomena (red circles) and their association with 14 pattern attributes (blue lines). The factor loadings are scaled by a vector of 5 to match the scores of the movement phenomena.